



Dialysis, Oncology, Day Clinic, Transfusion

**ComfortLine3: Therapy requires experience; we provide it.**



 ComfortLine<sup>®</sup>3

The icon consists of a white circle containing a stylized white figure of a person sitting in a chair, representing the chair's ergonomic design.





Electrically adjustable treatment surfaces with pre-programmed positions: Sitting, lying and shock positions (Trendelenburg)

The ComfortLine3 was developed for demanding everyday use in medical practices and hospitals. It combines a modern, clean design with well-thought-out functionality and offers both patients and users tangible benefits. The electrically adjustable treatment surface and preprogrammed positioning options enable quick and safe adaptation to different treatment situations. The intuitive operation supports efficient workflows and relieves the burden on nursing and therapy staff. Comfortable upholstery, ergonomically designed armrests, and an individually adjustable headrest ensure comfortable positioning for patients - even during longer treatments. Closed, easy-to-clean surfaces also help ensure high hygiene standards. For maximum flexibility, the ComfortLine3 can optionally be operated in battery mode, without being plugged into a wall socket.



Ergonomic, tilting and swivelling armrests can be adjusted in both height and width.


The range of colours and optional features available allow for customisation to individual requirements.



The five motors are easily accessible, positioned directly under the removable seat.



Fully reclines to lying-flat position at the touch of a button



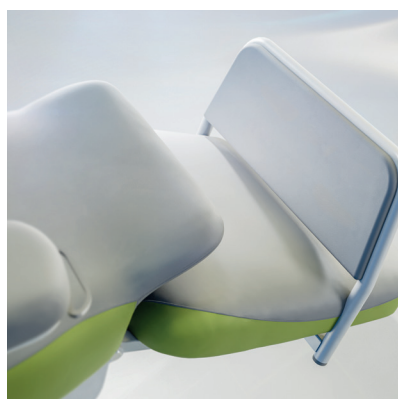
Your patient can easily adjust the height of the pillow with one hand and thus relax comfortably.



The segments can be individually adjusted; the sitting, lying, and shock positions are pre-programmed.



Two independent foot switches for the shock position in the front and additional shock function on the handset.



Extendable foot section, ideal for tall patients.



The brake can be operated from either side, without having to walk around the bed.



Integrated holder for power cable and potential equalisation cable. Neat cable routing in the sill channel.

## Accessories to suit your requirements



Lamp




Push handle



Infusion stand



USB-A/C-Port



Paper roll holder

### Technical data

#### Dimensions

Width incl. armrest	Narrow: 83 cm / wide: 92 cm
Seat width	61 cm
Total length	205 cm - 222 cm
Armrest	52 cm x 15,5 cm
Total weight	105 kg (Standard features)

#### Adjustment options

Backrest angle	72° - 0°
Seat angle	0° - 25°
Leg rest angle	26° - 0°
Footrest, electric	31 cm
Height adjustment	54 cm - 75 cm

#### Electrical specifications

Mains voltage	100-240V, 50/60 Hz
Protection class	II
Control unit protection class	IPX4
Manual switch protection class	IPX6
Motors	5
Nominal operating voltage, battery (optional)	25,55 V
Battery capacity (optional)	2,6 Ah

#### Security

Safe working load	250 kg
-------------------	--------

### Your contact person for enquiries:

#### Andreas Kirschner

Vice President  
+49 (0) 171-819 46 40

#### Dmitry Volskiy

International Sales Manager  
+49 (0) 170-573 49 57

#### Internal Sales Department

+49 (0) 6172-7576-39 or -52

The therapy chair shown features optional accessories not included in the standard version. The standard colour is solid chrome grey.

Technical specifications subject to change  
B-MOBCL3E/01

